



The New **TRAVELLER** SCHOOL BUS



The Safest Ride to School




Designed for joyful journeys to School

Introducing the New **Traveller N** School Bus, thoughtfully designed to deliver superior comfort, and dependable safety for every child, every day. Every journey to school plays a meaningful role in shaping young aspirants, it creates a safe and assuring environment where children can begin their day with confidence and focus. With improved design, greater comfort and reliable performance, it supports every step of their learning journey – contributing to the dreams they carry and the future they are building.



Comfort That Supports Young Minds

Thoughtfully designed to ensure every ride is comfortable, easy and reassuring – for children and drivers alike



New interior trims with spacious seating



New Seats with enhanced contours



Smart Storage below seats and hatrack



Conveniently placed grab handles and chin guard for safety

Engineered for Comfort and Smarter Controls



All New ergonomically designed car like cockpit



New instrument cluster



Comfortable seating with clear vision on children's entry and exit



Redesigned sturdy footstep for effortless boarding

Every school journey begins with safety

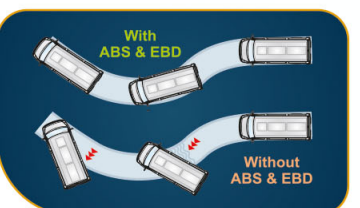
The New **Traveller N** School Bus comes with a comprehensive set of safety features and complies with all applicable government regulations, ensuring it meets the highest standards required for student transport. From a well designed structure, every element is built to support safe, confident operation – so that every child's journey to and from school is secure, consistent and worry-free.



Factory fitted concealed FAPS - Integrated and concealed, factory fitted fire safety system for complete peace of mind. Ensures protection while maintaining a clutter-free and comfortable cabin




Front & Rear Disc Brakes delivering best in class safety (3700 & 4020wb)



ABS+EBD with ESP for improved stability

Engineered for School Mobility that Lasts

The New **Traveller N** School Bus is built to deliver consistent performance across years of daily use. Backed by proven engineering and a dependable build, it is designed to handle the demands of everyday school operations with ease. From morning pick-ups to the final drop, it keeps pace with the routine of school life, offering a dependable solution that schools can rely on, year after year.



Mercedes derived powerful and fuel efficient engine with FG-32 sychromesh gear box for smooth and quick shifts



Monocoque design for outstanding structural strength



Fire Extinguisher & First Aid Box as safety essentials



Frontal Crash protection to reduce collision impact



Window railings for additional safety



Emergency Exit Doors for quick and safe evacuations



Robotic Welding - made entirely of pressed steel panels



7th Gen CED Dip Painting Process - provides anti-rust protection

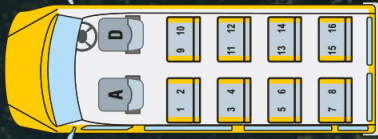


Robotic Painting for car-like gloss and even Paint finish

SEATING LAYOUT



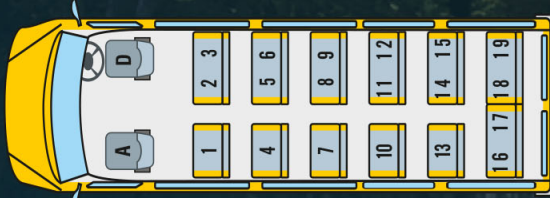
12 / 15 / 16+A+D (T1 - 3050 WB)



12 / 13 / 16+A+D (T1 - 3350 WB)



16 / 20+A+D (T1 - 3700 WB)



19+A+D (T1 - 4020 WB)



24 / 30 / 33+A+D (T2 - 4020 WB)

TECHNICAL SPECIFICATIONS

ENGINE : FM2.6CR ED
 Type : 4 Cyl. Common Rail, DI TCIC
 Bore x Stroke (mm) : 90.9x100
 Displacement (cc) : 2596
 Max. Engine Output : 85kW (114 hp) @ 2950 rpm
 Max. Torque : 350 Nm @ 1400 - 2200 rpm

CLUTCH
 Type : Dry friction, single plate & hydraulically actuated

GEAR BOX
 Model : FG32/5
 Type : Synchromesh
 No. of Gears : 5 Forward + 1 Reverse

STEERING
 Type / Description : Power Steering

BODY
 Type : Monocoque Construction

SUSPENSION
 Front & Rear : Spring - Semi elliptical
 Anti Roll Bar : Front - Yes, Rear - Optional
 Shock absorbers : Hydraulic telescopic double acting at front & rear

BRAKE
 Type : Dual circuit, hydraulic, vacuum assisted
 Auto Slack Adjuster : Yes
 ABS with EBD : T1 (T2 with ESP)
 Front : Disc
 Rear : Drum
 (Disc - T1 3700 & 4020 WB, T2 - 4020 WB)
 Parking Brake : Mechanical acting on rear wheel
 T1 3700WB/4020WB : Mechanical acting on Propeller Shaft
 T2 4020WB

FUEL TANK
 Capacity (l) : 70 ltrs

DIMENSIONS (mm)	T1 3050	T1 3350	T1 3700	T1 4020	T2 4020
Wheel base	3050	3350	3700	4020	4020
Overall width	1925	1925	1925	1925	2245
Overall length	5100	5585	6235	6935	6965
Overall height	2615	2615	2640	2760-AC	2850-AC
Min. Ground Clearance	200	200	200	200	180
WEIGHTS (Kg)					
Maximum GVW	3775	3965	4400	4850	6000
SEATING CAPACITY	12/15/16+A+D	12/13/16+A+D	16/20+A+D	19+A+D	24/30/33+A+D

FORCE MOTORS LIMITED

CIN L34102PN1958PLC011172

Mumbai - Pune Road, Akurdi, Pune 411 035. INDIA

www.forcemotors.com | Toll Free: 1800 2335 000



Scan the QR code

Authorized Dealers:

NOTE: On account of continuous Research and Development, specifications are subject to change. The data included herein is to be regarded as approximate. Accessories shown may not necessarily be part of standard equipment.